
OCTOps for Manufacturing and Logistics

Visual Intelligence as the Foundation of Modern Industrial Operations

Executive Summary

Manufacturing and logistics organisations are operating in an environment of unprecedented complexity. Production volumes are increasing, product variation is accelerating, skilled labour availability is tightening, and safety and quality expectations continue to rise. In response, companies have invested heavily in automation, enterprise systems, and analytics platforms. Yet a critical layer of operational reality remains largely unmeasured: what is physically happening on the factory floor and across logistics facilities in real time.

Despite the widespread presence of cameras in manufacturing plants and warehouses, visual data is still treated primarily as a security asset rather than an operational one. At the same time, artificial intelligence initiatives often focus on narrow use cases, such as defect detection or people counting without delivering an integrated view of operations or sustained long-term value.

OCTOps addresses this gap by transforming existing camera infrastructure into a unified visual intelligence platform. Purpose-built for manufacturing and logistics environments, OCTOps converts live video streams into actionable operational insights across productivity, quality, safety, inventory flow, and equipment monitoring. By combining edge-based AI processing with centralised orchestration and continuous learning, OCTOps enables organisations to move from reactive oversight to proactive, data-driven operations.

For manufacturing and logistics leaders, OCTOps delivers tangible business outcomes: reduced manual inventory counting effort, more stable production throughput, faster response to equipment abnormalities, and stronger safety enforcement across sites. By leveraging existing camera infrastructure, organisation can achieve these gains without major new hardware investments.

The Visibility Challenge in Manufacturing and Logistics

Operational excellence in manufacturing and logistics depends on visibility. While digital systems such as ERP, MES, and WMS provide structured transactional data, they do not capture how work is actually executed in physical space. As a result, many critical operational factors remain inferred rather than measured.

On production lines, quality issues are often identified only after downstream processes are affected. In warehouses and distribution centres, inventory accuracy depends heavily on manual counting and reconciliation. Labour productivity is estimated through schedules and reports rather than observed in real time. Equipment failures are detected after alarms are raised locally or when downtime has already occurred. Safety compliance relies on periodic supervision rather than continuous enforcement.

These gaps are not the result of a lack of technology, but of fragmented visibility. Cameras are already deployed throughout industrial environments, yet their potential as operational sensors remains largely untapped. Without a way to systematically analyse visual data at scale, organisations continue to rely on manual processes that are costly, inconsistent, and slow to respond.

As operational complexity increases, these blind spots become more expensive. Delays, rework, safety incidents, inventory discrepancies, and unplanned downtime all stem from the same root cause: insufficient real-time understanding of physical operations.



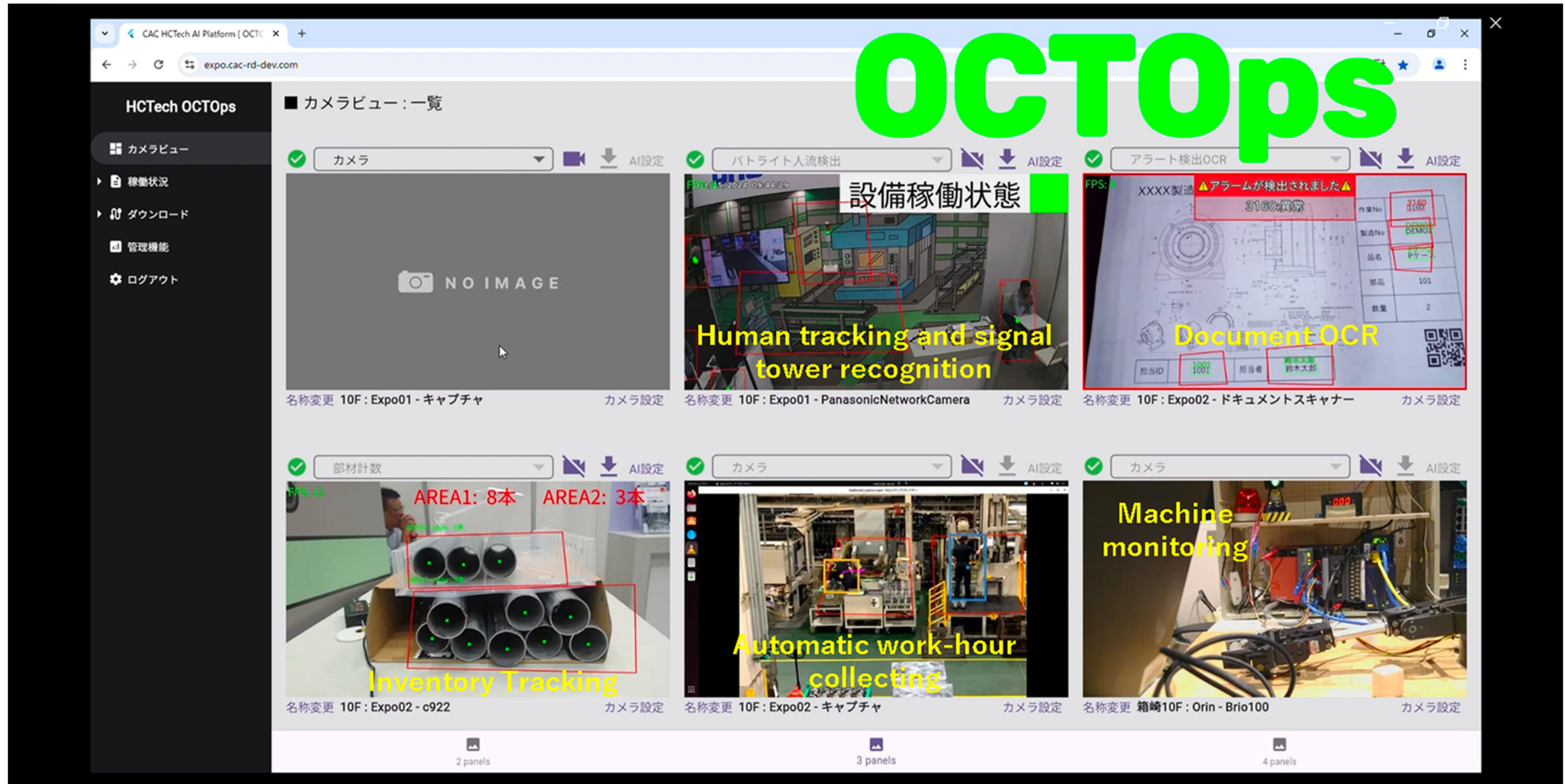
From Surveillance to Visual Intelligence

Traditional camera systems are designed for retrospective review. Footage is examined after an incident has occurred, often providing context but rarely preventing the problem itself. In contrast, modern industrial operations require systems that can interpret visual information as it happens and trigger action immediately.

Visual intelligence represents a fundamental shift in how camera data is used. Rather than serving as passive observers, cameras become intelligent sensors capable of detecting patterns, anomalies, and behaviours that matter operationally. This requires more than computer vision models operating in isolation, it requires a platform that can manage, deploy, and continuously improve AI across diverse environments.

OCTOps is designed around this principle. It integrates directly with existing camera infrastructure and applies AI analysis at the edge, ensuring real-time responsiveness even in bandwidth-constrained or latency-sensitive environments. At the same time, it provides centralised orchestration in the cloud, enabling consistent governance, monitoring, and improvement across multiple facilities.





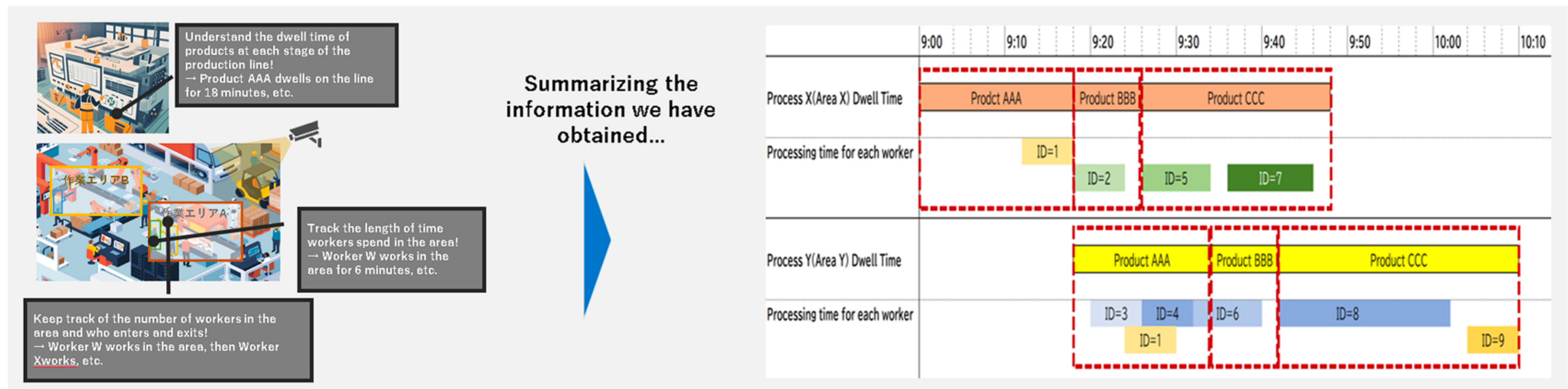
By treating visual data as a first-class operational signal, OCTOps enables manufacturers and logistics providers to close the gap between physical reality and digital intelligence.

Visual Intelligence Use Cases in Industrial Operations

Labour Productivity and Man-Hour Intelligence

Labour remains one of the most significant cost components in manufacturing and logistics, yet it is also one of the least precisely measured. Traditional time tracking systems record schedules and attendance but provide limited insight into how time is actually spent across production zones, workstations, or warehouse areas.

OCTOps enables objective, real-time observation of workforce activity by analysing visual data from production and logistics areas. The platform can measure presence, movement, and task execution (or lack of) within defined operational zones, and correlate this information with production outputs sourced from PLCs or enterprise systems. Through optical character recognition and visual markers, work activities can be associated with specific production records without introducing additional manual input.



This approach allows organisations to move beyond estimates and assumptions, enabling accurate labour costing, identification of bottlenecks, and meaningful productivity benchmarking across lines and facilities.

Inventory and Material Flow Monitoring

Inventory accuracy is a persistent challenge in high-throughput manufacturing and logistics environments. Manual stocktaking is labour-intensive, disruptive to operations, and prone to error, particularly for large or fast-moving items such as pallets and containers.

OCTOps applies visual intelligence to inventory monitoring by continuously observing storage areas, staging zones, and inbound or outbound flows. Using fixed cameras or mobile devices, the platform can count materials automatically without interrupting operations. Because the analysis is visual, it does not depend on tagging or invasive infrastructure changes.

By simply placing a camera, you can keep track of the number of items in stock at each location, and centrally manage in real time where there are how many of each item.

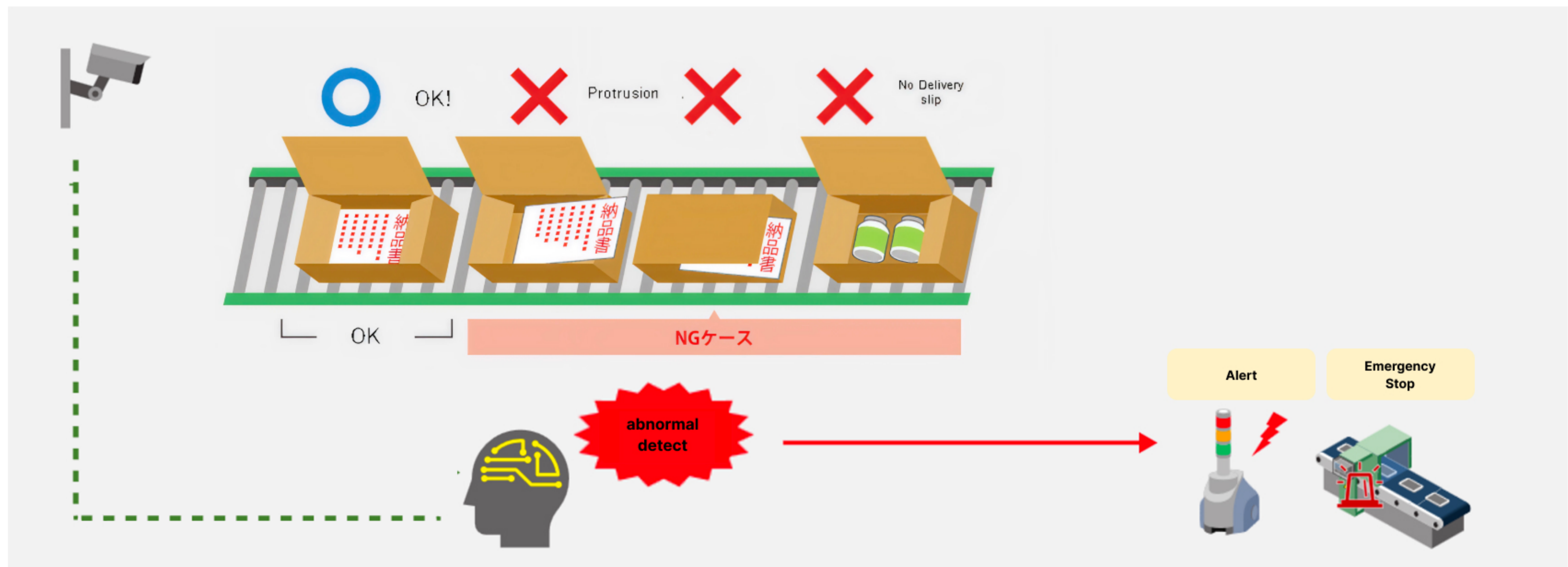
Product Name	Number	Area
cardboard	108	XX factory / A warehouse
material 1	66	XX factory / B warehouse
pipes	32	YY factory / C warehouse
material 2	49	YY factory / C warehouse

By maintaining an up-to-date visual understanding of inventory levels and movement, organisations can reduce discrepancies, improve planning accuracy, and lower the operational cost of inventory management.

Automated Visual Inspection for Quality Control

Quality inspection is one of the most mature applications of computer vision, yet it remains difficult to scale reliably across diverse production environments. Variations in lighting, product design, and production speed often limit the effectiveness of static inspection solutions.

OCTOps addresses this challenge by embedding inspection capabilities within a broader visual intelligence platform. Defect detection models operate continuously at production speed, identifying issues such as surface defects, misalignment, contamination, or packaging errors. Crucially, the platform's integrated data collection and retraining pipeline allows inspection models to evolve as products, materials, or conditions change.



This results in more consistent quality enforcement, reduced rework and scrap, and improved first-pass yield, without increasing inspection labour.

A recent Case Study, one of our clients faced a significant challenge within a shipping facility where an automatic box sealing machine operated at a blistering pace, processing approximately 4,000 boxes every hour. At this velocity, human inspection is impossible yet ensuring that every box contains the correct delivery slips and meets quality standards is non-negotiable.

To bridge the gap between speed and quality, OCTOps provides a robust Anomaly Detection system tailored for visual inspection. Our solution acts as a vigilant guardian, continuously monitoring the contents of each shipping box as it passes through the sealing line. The moment the system identifies an inappropriate condition, such as a missing or incorrect delivery slip, it communicates directly with the machine's PLC (Programmable Logic Controller). This seamless integration triggers an immediate halt to the sealing process, preventing defective packages from moving further down the supply chain. The system has been operating continuously for over five years across three distinct locations in Japan. Its longevity demonstrates both its reliability and its essential role in maintaining quality control within high-volume logistics operations, proving that automation and precision can go hand-in-hand.

Equipment Panel and Machine Status Monitoring

Many manufacturing environments rely on equipment that displays critical information locally through digital or analogue panels. Integrating these machines directly into digital monitoring systems can be costly or technically impractical.

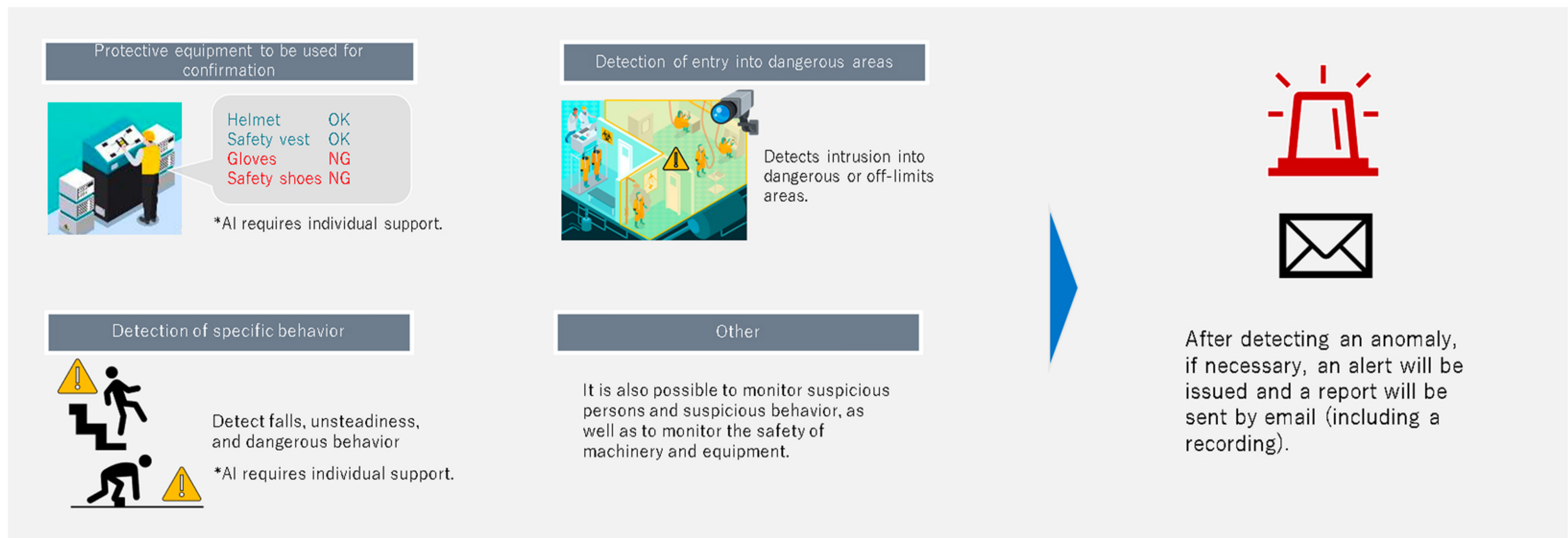
OCTOps provides an alternative approach by using AI-driven optical character recognition to read machine displays visually. Warnings, alarms, and abnormal states can be detected in real time without direct machine integration. When anomalies occur, the system automatically captures contextual video footage, providing maintenance teams with valuable insight into conditions before and after the event.

This capability improves response times, supports root-cause analysis, and reduces the impact of unplanned downtime.

Safety and Compliance Monitoring

Safety incidents remain a major risk in manufacturing plants and logistics facilities, particularly in environments involving heavy machinery, forklifts, and high worker density. While policies and training are essential, enforcement often depends on human supervision that cannot be present everywhere at all times.

OCTOps enables continuous safety monitoring by detecting PPE compliance, unauthorised access to restricted zones, and hazardous behaviours such as unsafe movement or falls. Rather than replacing human oversight, the platform augments it by providing consistent, objective observation across all operational areas.



The result is a stronger safety culture, reduced incident rates, and improved compliance without increasing supervisory burden.

A recent Case Study, one of our client uses OCTOps to verify circuit breaker status during statutory inspections. In industrial facilities, safety is not just a priority; it is a legal requirement. Periodically, factories must undergo statutory power outages to perform critical insulation resistance tests. During these windows, the entire electrical distribution board is mass-switched OFF.

Once the testing is complete, the power must be restored. However, this restoration process carries significant risk. Every circuit breaker must be returned to its exact original state. A single switch left in the wrong position can lead to equipment failure, operational downtime, or even severe safety hazards. In the pressure of a maintenance window, relying solely on human memory and manual checks introduces the potential for costly error.

Our client needed a way to guarantee that every circuit breaker was verified before and after the inspection process. The question was simple but high-stakes: How do we ensure 100% accuracy in restoring power configurations without slowing down the maintenance workflow?

Manual verification is prone to fatigue and oversight. With dozens of switches on a distribution board, the likelihood of a human technician missing a single discrepancy is a risk the client could not afford to take. They needed an objective, unblinking eye to validate the status of every switch.

In this case OCTOps act as a digital safety net during these critical maintenance windows. Using high-resolution camera footage mounted near the distribution boards, OCTOps AI model was trained to recognise the precise visual cues of circuit breakers in both the ON and OFF positions. The system operates in two critical phases:

- 1. Pre-Inspection Baseline:** Before the mass switch-off, the AI records the original status of every breaker.
- 2. Post-Inspection Verification:** After the insulation resistance test is complete and technicians have restored the power, the AI scans the board again.

By comparing the post-inspection footage against the original baseline, the system instantly identifies any discrepancies. If a breaker does not match its original state, the system flags the anomaly immediately, allowing technicians to correct the error before energising the full system.

Platform Designed for Continuous Improvement

One of the most significant challenges in industrial AI is sustainability. Models that perform well during pilot phases often degrade over time as conditions change. OCTOps is designed to address this reality through continuous learning and centralised orchestration.

AI models are deployed at the edge, where they observe real operational conditions. The data generated, both successful detections and errors, is then used to retrain and refine models in a controlled deployment cycle. Updated models are redeployed across facilities, ensuring consistent improvement without operational disruption.

By unifying multiple AI capabilities within a single platform, OCTOps also eliminates the fragmentation that often undermines AI initiatives. Inspection, safety, productivity, and monitoring models operate within a shared ecosystem, enabling holistic insight rather than isolated metrics.

Business Impact in Manufacturing and Logistics

Across manufacturing and logistics environments, OCTOps has demonstrated measurable impact. Organisations have reduced manual inventory workload, scaled quality inspection beyond human limits, improved production consistency, shortened downtime response, and strengthened safety enforcement. These outcomes translate directly into cost savings, risk reduction, and improved operational resilience.

More importantly, OCTOps establishes a foundation for ongoing optimisation. As operations evolve, the platform evolves with them continuously adapting to new layouts, products, and workflows.





Why Mitrais

Successful deployment of visual intelligence in industrial environments requires more than advanced technology. It requires an understanding of operational realities, integration constraints, and change management.

Mitrais brings over three decades of experience delivering enterprise solutions in Indonesia, supported by a strong local presence and deep integration expertise. As a delivery partner for OCTOps developed by CAC Japan, part of CAC Holdings Group, Mitrais combines proven technology with the practical knowledge required to deploy and scale AI in real manufacturing and logistics environments.

From initial assessment and pilot deployment to full-scale rollout and optimisation, Mitrais supports organisations throughout their visual intelligence journey.





Conclusion

Manufacturing and logistics operations are becoming more complex, not less. In this environment, visibility is no longer optional, it is foundational.

OCTOps enables organisations to unlock the operational intelligence already present in their facilities by transforming cameras into intelligent sensors. By bridging the gap between physical operations and digital insight, OCTOps empowers manufacturers and logistics providers to operate more efficiently, safely, and competitively.

The future of industrial operations is not just automated, it is observable, adaptive, and intelligent.

Ready to see everything happening in your operations?

Contact us to schedule your operational assessment and discover how intelligent visual monitoring can transform your business performance.

Contact Us

Indonesia 0361-849-7952

Bali

Jl. By Pass Ngurah Rai
Gg. Mina Utama No. 1,
South Denpasar, Denpasar,
Bali 80223

Jakarta

Wirasaha Building, 8th Floor,
Jl. H.R. Rasuna Said Kav. C5,
South Jakarta,
Jakarta 12940

Bandung

Jl. Prof. Drg. Surya Sumantri No. 8D,
Sukawarna, Sukajadi, Bandung,
West Java 40164

Yogyakarta

Jl. Sidobali No. 2, Muja Muju,
Umbulharjo, Yogyakarta,
Special Region of Yogyakarta
55165

Overseas

Singapore

3158-1185

10 Anson Road,
#03-05
International Plaza,
Singapore 079903

Australia

1800-755-025

New Zealand

0800-755-025

mitrais | MEMBER OF
CAC HOLDINGS GROUP

Terima Kasih

Thank You

ありがとうございました